




## Ecological risk assessment of heavy metals in the Sidi Boughaba Lake, Morocco

Mohamed Najy<sup>1</sup> , Fatima Z. Talbi<sup>2</sup> , Hassan Ech-Chafay<sup>1</sup>, Omar Akkaoui<sup>1</sup>,  
Mohamed Lachhab<sup>1</sup>, Abderrahman Achhar<sup>3</sup>, Nordine Nouayti<sup>4</sup>, Driss Belghyti<sup>1</sup> 

<sup>1</sup>) University Ibn Tofail, Faculty of Sciences, Laboratory of Natural Resources and Sustainable Development, Campus Universitaire B.P. 242, 14000 Kenitra, Morocco

<sup>2</sup>) Hassan First University of Settat, Faculty of Sciences and Technologies, Laboratory of Biochemistry, Neurosciences, Natural Resources and Environment, Settat, Morocco

<sup>3</sup>) University Ibn Tofail, Faculty of Sciences, Laboratory of Environment & Renewable Energy, Kenitra, Morocco

<sup>4</sup>) Abdelmalek Essaadi University, National School of Applied Sciences, Laboratory of Applied Sciences, Research Team of Water and Environment Management (G2E), Al Hoceima, Morocco

RECEIVED 20.12.2020

ACCEPTED 28.10.2022

AVAILABLE ONLINE 13.03.2023

**Abstract:** The goal of the research was to evaluate the heavy metal detection and potential ecological risks in lake's water. Geological formations consisting essentially of sandstone and quaternary marine or dune sands characterize the study area. With a climate of the Mediterranean type winters are mild and humid, whereas summers hot and dry. At the analysis center of the Faculty of Sciences, the monitoring of ETMs is carried out by ICP-MS, the processing of data and the validation of the analysis method have been drafted according to the NF T 90-120 standard applicable to the analysis in a laboratory. The analysis covers concentrations of heavy metals, which include Cu, Zn, Mn, Fe, Pb and As, in the water. Pollution load index (*PLI*) values were above one (>1) which indicates progressive deterioration of the water quality. However, contamination factor (*CF*) values of Pb and Cu, ranging from 8.31 to 15.68 and from 5.5 to 28.05 respectively, show that the studied water remains under a strong impact by Pb and Cu. Considering the severity of the ecological risk (*Er*) for a single metal, the descending order of contaminants is Cu > Pb > Mn > Fe > Zn. In relation to the total ecological risk index (*RI*), water from the lake shows low to considerable ecological risk.

**Keywords:** contamination factor, ecological risk assessment, heavy metal, lake, Morocco, Sidi Boughaba

### INTRODUCTION

Lakes are important environments for their ecological and aesthetic value [CARDOSO *et al.* 2009]. The aim is to preserve fresh water, supply and replenish groundwater [UHLMANN *et al.* 2011]. In recent years, metal contamination in the aquatic environment has attracted global attention, owing to the toxicity, persistence, and high bio-accumulative potential.

Heavy metals are natural components in rocks and mineral deposits, and their alteration and erosion naturally feeds surface waters with these metals at low levels. In addition, due to extensive evaporation and marine intrusion, the salinization of

these water bodies contributes in a remarkable way to the qualitative and quantitative deterioration of the waters [NAJY *et al.* 2021a] However, the increase in salinity favours the mobility of metals in the waters [DU LAING *et al.* 2008].

The existence of these metallic elements can be of natural or anthropogenic origin with high concentration levels compared to the geochemical background. They can form compounds with potential impacts on the environment [RAJBANSHI 2009]. Some of these metals are needed as trace nutrients for life processes in plants and micro-organisms, but become toxic at higher concentrations. Others, such as Pb, Cr and Cd, have no known biological function, but they pose a real problem to aquatic life

when their concentration exceeds the tolerated norm [GHANNAM *et al.* 2015; SA'IDI 2010; WUANA, OKIEMEN 2011]. The dealing with these metals is not easy in nature and they accumulate in animals as well as in humans and with their high toxicity cause adverse effects.

In this study, Lake Sidi Boughaba is characterised by high levels of trace metal elements studied, greatly exceeding tolerated standards [NAJY *et al.* 2021b]. Moreover, the degree of pollution and the risk for the lake were evaluated by certain risk indices, such as metal pollution index (*MPI*), contamination factor (*CF*) and pollution load index (*PLI*). *PLI* values were above one (>1) which indicates progressive deterioration of water quality.

## MATERIALS AND METHODS

### STUDY AREA

Lake Sidi Boughaba is located on the Atlantic coast of northwestern Morocco, oriented NNE–SSW (Fig. 1) [NAJY *et al.* 2018] and is located in an interdunal depression. It stretches for 5.5 km in length, and a variable width from 100 to 350 m, and its depth varies between 0.5 and 2.50 m maximum.

The maximum water level occurs at the end of winter (March) and minimal just before the return of rain (September). Due to the large variation in the level (nearly 1 m), only a portion of this lake, which is sufficiently deep, remains filled with water throughout the year (well less than half of the surface) [JACQUEMIN 1987].

### FIELD SAMPLING AND LABORATORY PROCEDURES

Surface water samples were collected monthly for two successive years (2016–2017). After sampling, samples were stored in polyethylene bottles pre-rinsed with acid and then with distilled water in the laboratory. The samples were transported to the

laboratory, filtered and acidified with nitric acid to keep the samples' pH < 2 for trace metal analysis. The atomic absorption spectrometry (AAS) was used for the analysis of the metals concerned.

## ECOLOGICAL RISK ASSESSMENT FOR HEAVY METALS IN WATER

The metal pollution index (*MPI*) is an evaluation technique that provides the composite influence and toxicity of each metal on the overall quality of water. The *MPI* represents the ratio of the measured concentration to a reference threshold value. The drinking water standards of the World Health Organization [WHO 2011] are used as maximum allowable concentrations (*MAC*) for the metals.

$$MPI = \sum_{i=1}^n \frac{C_i}{MAC_i} \quad (1)$$

where: *n* = number of heavy metals measured, *C<sub>i</sub>* = concentration of *i*<sup>th</sup> metal (mg·dm<sup>-3</sup>).

Six classes of water quality were used to evaluate the degree of anthropogenic metal input during different sampling periods as very pure <0.3, pure [0.3; 1.0], slightly affected [1.0; 2.0], moderately affected [2.0; 4.0], strongly affected [4.0; 6.0], and an *IPM* > 6.0 as severely affected.

Considering that, several researchers have established the ecological risk of sediments linked to metallic trace elements, but it has not been done for water, and this depends on the values of pH of the studied medium. In fact, high pH values facilitate precipitation in the sediments [SIMPSON, SPADARO 2016]. The most common method used is target hazard quotient and target cancer risk [EL NEMR *et al.* 2016]. However, the potential ecological risk and the water contamination factor were calculated by SHARIFI *et al.* [2016]. In this study, *C<sub>ref</sub><sup>i</sup>* is the water quality index, defined

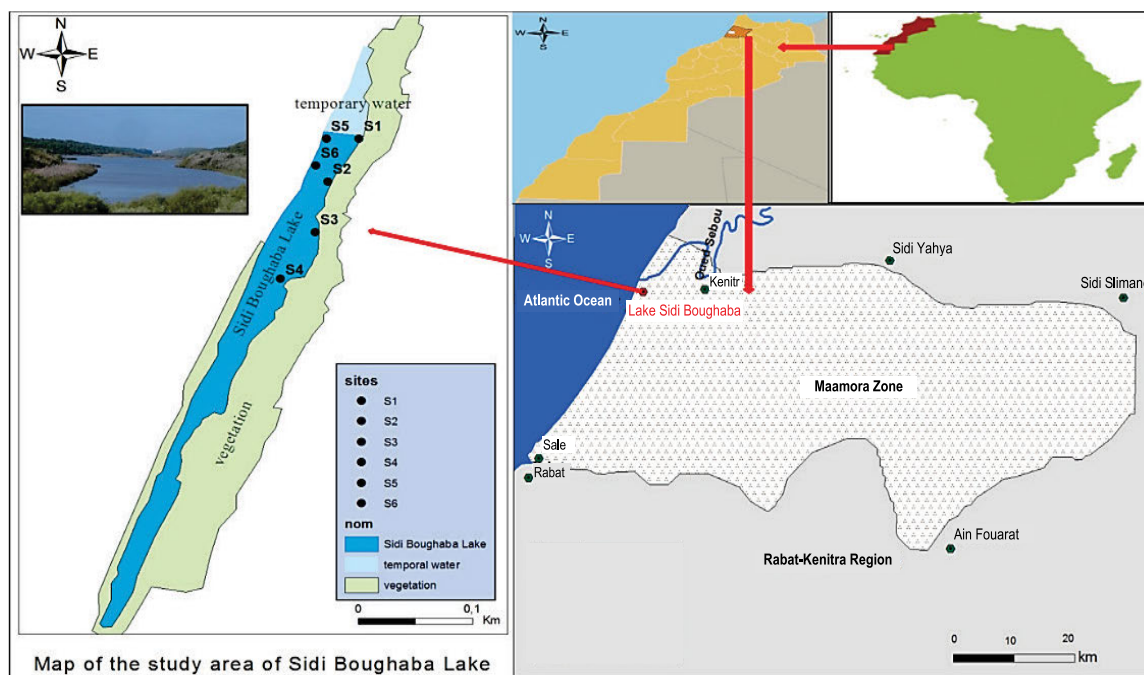


Fig. 1. Location of the study area; source: NAJY *et al.* [2018].

by various guidelines, including the World Health Organization. The threshold values have been determined, for which levels of contamination and toxicity are available.

The contamination factor (*CF*) is calculated from Equation (2) and classified in Table 1 according to HAKANSON [1980].

$$CF = \frac{C_{\text{metal}}}{C_{\text{ref}}} \quad (2)$$

where:  $C_{\text{metal}}$  = concentration of a sample metal studied,  $C_{\text{ref}}$  = standard values of the same metal set by WHO.

**Table 1.** Index classification of water quality

Class	Quality class	CF value
1	low	$CF < 1$
2	moderate	$1 \leq CF < 3$
3	considerable	$3 \leq CF < 6$
4	very high	$CF \geq 6$

Source: HAKANSON [1980], modified.

For the evaluation of the pollution load index (*PLI*), we used the calculation of the index developed by TOMLINSON *et al.* [1980] according to Equation (3).

$$PLI = (CF_1 \cdot CF_2 \cdot CF_3 \cdot \dots \cdot CF_n)^{\frac{1}{n}} \quad (3)$$

where:  $CF = n^{\text{th}}$  metal contamination factor,  $n =$  number of metals measured.

Values of *PLI* are categorised in a qualitative way from which sampling sites are assessed.  $PLI > 1$  indicate high pollution,  $PLI = 1$  the pollution level is very low, and  $PLI < 1$  no pollution generated by the metals studied.

The ecological risk index (*ER*) was also calculated by HAKANSON [1980] to highlight the qualitative state of the sampled sites and helped to predict to what extent the sites were exposed to metallic deterioration.

$$ER = T_i \quad (4)$$

where: *ER* = ecological risk, *CF* = metal defilement factor of every substantial metal assessed in correlation with the quality rule standard given by MACDONALD *et al.* [2000], and  $T_i$  = potential natural hazard coefficient of a specific overwhelming metal as per HAKANSON [1980], which are 5 for Cu, Ni and Pb, 2 for Cr and 1 for Mn and Zn [ISLAM *et al.* 2015].

The potential ecological risk caused by all the metals was ascertained by the total ecological risk index (*RI*), as indicated by Eq. (5).

$$RI = \sum_{n=1}^n ER_n \quad (5)$$

where:  $ER_n$  = potential ecological risk factor for the  $n^{\text{th}}$  heavy metal,  $n =$  total number of measured heavy metal concentrations.

Values of *ER* are divided into five categories, while *RI* values into four [HAKANSON 1980] (Tab. 2), and higher *ER* and *RI* values indicate a higher risk to ecosystems.

**Table 2.** Hakanson classification ecological risk (*ER*) and potential ecological risk index (*RI*)

ER class	ER range	Grad of ecological risk	RI range	Grad of ecological risk
0	$< 40$	low risk	$< 110$	low risk
1	$40 \leq ER < 80$	moderate risk	$110 \leq RI < 200$	moderate risk
2	$80 \leq ER < 160$	considerable risk	$200 \leq RI < 400$	considerable risk
3	$160 \leq ER < 320$	high risk	$\geq 400$	very high risk
4	$\geq 320$	very high risk		

Source: HAKANSON [1980], modified.

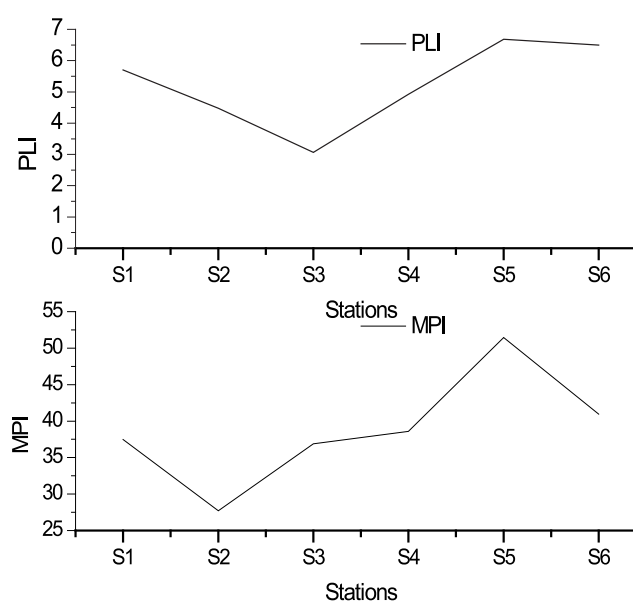
The tools or index mentioned above will allow us to determine whether metallic contamination linked to water can negatively affect aquatic organisms.

## RESULTS AND DISCUSSION

### WATER QUALITY INDEX

Metal pollution index (*MPI*) mean values for different time period have been pooled from the dissolved trace metals to understand the spatial variations of metal pollution (Fig. 2). The waters of the lake are characterised by class VI ( $MPI > 6$ ) with minimum and maximum values respectively of the order of 27.69 and 51.45 were registered at site 2 and site 5. Values of the *MPI* indicated that the water quality was seriously affected.

As shown in Figure 2, pollution load index (*PLI*) values in the lake water ranged between 3.07 and 6.68 (average 5.25). All *PLI* values exceeded 1 in water samples, as previously described. Most of the lake's water comprises coastal waters, runoff and



**Fig. 2.** Heavy metal contamination in lake water at investigated stations: pollution load index (*PLI*), metal pollution index (*MPI*); source: own study

storm water. Thus, there are no discharges directly passing through this body of water, which suggests that the main sources of these metals can be attributed to natural processes.

Contamination factor (*CF*) values along the lake ranged from 5.5 to 28.05 for Cu, 0.79 to 2.13 for Zn, 8.31 to 15.68 for Pb, 1.96 to 3.69 for Fe and 4.74 to 11.25 for Mn and, respectively. Based on the average *CF* value for the five heavy metals analysed, the sequence was Cu > Pb > Mn > Fe > Zn (Fig. 3). To be more precise, *CF* < 3 for Zn at five sampling stations suggests their moderate enrichment and contamination, and considerable contamination with *CF* from 3 to 6 for Fe and Mn. Other studied elements, namely Cu and Pb, showed very high contamination with *CF* > 6. Additionally, with a mean value of 11.79, the *CF* for Cu varied greatly across the study area, and it was the largest among all the studied elements.

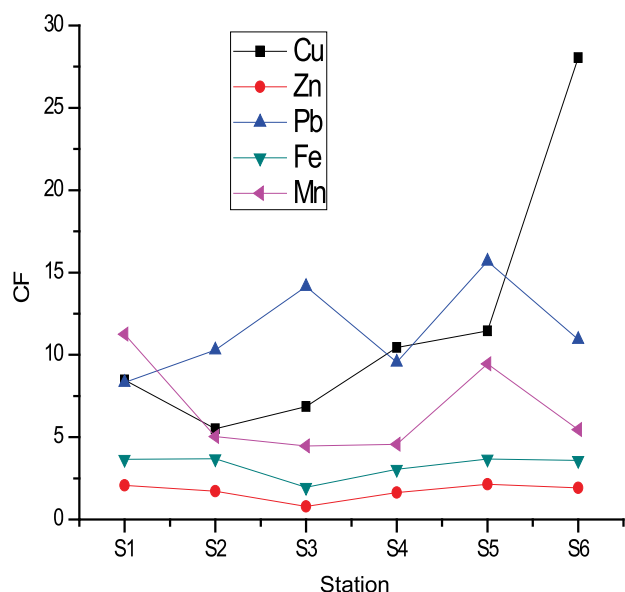


Fig. 3. Contamination factor (*CF*) of heavy metals in lake water in investigated stations; source: own study

### HEAVY METAL RISK CHARACTERISATION IN LAKE SIDI BOUGHABA

The potential ecological hazard index was developed by HAKANSON [1980], who coordinated the concentration of heavy metals with ecological impact, environmental impact, toxicology, and it was utilised to evaluate the substantial metal contamination and environmental danger. The ecological risk posed by heavy metals in the water of Lake Sidi Boughaba was calculated by applying Equation (4). Spatial distribution of potential ecological risk ( $Er^i$ ) is shown in Figure 4. It was discovered that the single risk indices ( $Er^i$ ) for substantial metals could be grouped in the order of Zn < Fe < Mn < Pb < Cu. The normal biological danger for Cu in the considered territory was 58.97; it showed that Cu represented a direct hazard to nearby environments.

In order to quantify the overall potential ecological risk of heavy metals in water, the values of *ER* and *RI* were shown in Figure 4. The values in six sampling sites ranged from 89.85 to 205.86, with an average of 128.09. The lower and the higher *RI* values were observed at site 2 and site 6, respectively. The high *RI* values recorded are reflected in the presence of high levels of

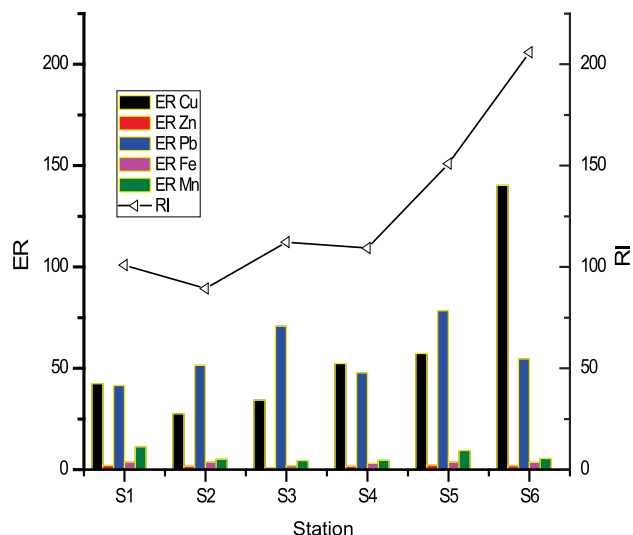


Fig. 4. The distribution of potential ecological risk (*ER*) and total ecological risk (*RI*) in water at investigated stations; source: own study

the metallic trace elements studied. In 33.33% of the sampling sites, the five heavy metals posed moderate risk, 50% posed low risk, and 16.66% considerable risk.

### CONCLUSIONS

The results of the study show that the levels of metallic trace elements in the waters of Lake Sidi Boughaba present a high risk for aquatic life. Based on various recommendations for water quality, it is revealed that almost all of the elements studied exceed standard values, which signify moderate to frequent threats.

The study of contamination and ecological risk expressed by the contamination factor (*CF*), metal pollution index (*MPI*), pollution load index (*PLI*) and total ecological risk index (*RI*) revealed a remarkable effect, an abnormal contamination and a serious ecological risk. However, lead and copper are the most polluting elements at the lake level with a very high potential ecological risk.

### ACKNOWLEDGEMENTS

We sincerely thank all the members of the Natural Resources and Sustainable Development Laboratory for their help and cooperation. Additionally, we should thank other laboratories that have contributed to the completion of the study.

### REFERENCES

CARDOSO A.C., FREE G., NÖGES P., KASTE Ø., POIKANE S., LYCHE SOLHEIM A. 2009. Lake management, criteria. In: Encyclopedia of inland waters. Oxford. Academic Press p. 310–331. DOI 10.1016/B978-012370626-3.00244-1.

DU LAING G., DE VOS R., VANDECASTEELE B., LESAGE E., TACK F.M.G., VERLOO M.G. 2008. Effect of salinity on heavy metal mobility and availability in intertidal sediments of the Scheldt estuary. Estuarine, Coastal and Shelf Science. Vol. 77(4) p. 589–602. DOI 10.1016/j.ecss.2007.10.017.

- EL NEMR A., EL-SAID G.F., RAGAB S., KHALED A., EL-SIKAILY A. 2016. The distribution, contamination and risk assessment of heavy metals in sediment and shellfish from the Red Sea coast, Egypt. *Chemosphere*. Vol. 165 p. 369–380. DOI 10.1016/j.chemosphere.2016.09.048.
- GHANNAM H.E., EL HADDAD E.S.E., TALAB A.S. 2015. Bioaccumulation of heavy metals in tilapia fish organs [online]. *Journal of Biodiversity & Environmental Science*. Vol. 7(2) p. 88–99. [Access 10.11.2020]. Available at: [https://www.researchgate.net/publication/353373470\\_Bioaccumulation\\_of\\_heavy\\_metals\\_in\\_tilapia\\_fish\\_organs](https://www.researchgate.net/publication/353373470_Bioaccumulation_of_heavy_metals_in_tilapia_fish_organs)
- HAKANSON L. 1980. An ecological risk index for aquatic pollution control. A sedimentological approach. *Water Research*. Vol. 14 (8) p. 975–1001. DOI 10.1016/0043-1354(80)90143-8.
- ISLAM MD S., AHMED MD K., RAKNUZZAMAN M., HABIBULLAH-AL-MAMUN MD, ISLAM M.K. 2015. Heavy metal pollution in surface water and sediment: A preliminary assessment of an urban river in a developing country. *Ecological Indicators*. Vol. 48. Suppl. C p. 282–291. DOI 10.1016/j.ecolind.2014.08.016.
- JACQUEMIN G. 1987. Les Odonates de la Merja de Sidi Bou Ghaba (Mehdiya, Maroc) [The Odonates of the Merja of Sidi Bou Ghaba (Mehdiya, Morocco)]. *Bulletin de l'Institut Scientifique, Section Sciences de la Terre*. No. 11 p. 175–183.
- MACDONALD D.D., INGERSOLL C.G., BERGER T.A. 2000. Development and evaluation of consensus-based sediment quality guidelines for freshwater ecosystems. *Archives of Environmental Contamination and Toxicology*. Vol. 39(1) p. 20–31. DOI 10.1007/s002440010075.
- NAJY M., ECH-CHAFAY H., BENTOUTOU N., TAOURAOUT A., EL ISMAILI I., LOTFI S., AKKAOUI O., EL MIMOUNI N., EL ATMANI A., EL KHARRIM K. 2018. Assessment of the water quality of Lake Sidi Boughaba (Ramsar Site 1980) Kenitra, Morocco. *Invention Journal of Research Technology in Engineering & Management*. Vol. 2(5) p. 52–60.
- NAJY M., LACHHAB M., ECH-CHAFAY H., TALBI F.Z., ACHHAR A., BELGHYTI D. 2021a. A study on the salinization of coastal water of Sidi Boughaba Lake (Ramsar site 1980) in Morocco using the characteristic reports. *E3S Web of Conferences*. Vol. 234, 00016. DOI 10.1051/e3sconf/202123400016.
- NAJY M., TALBI F.Z., ECH-CHAFAY H., AKKAOUI O., NOUAYTI N., BELGHYTI D. 2021b. Characteristics and assessment of heavy metals in the water of Lake Sidi Boughaba (Kenitra, Morocco). In: *The Proceedings of the International Conference on Smart City Applications*. Eds. M.B. Ahmed, A.A. Boudhir, I.R. Karaş, V. Jain, S. Mellouli. Vol. 5 p. 621–628. DOI 10.1007/978-3-030-94191-8\_50.
- PANDEY G., MADHURI S. 2014. Heavy metals causing toxicity in animals and fishes [online]. *Research Journal of Animal, Veterinary and Fishery Sciences*. Vol. 2(2) p. 17–23. [Access 20.11.2020]. Available at: [https://facultystaff.richmond.edu/~sabrash/110/Chem%20110%2001%20Spring%202021%20Homework%20Articles/Jacobs\\_GP-Heavymetals toxicity in animals-RJAVFS.pdf](https://facultystaff.richmond.edu/~sabrash/110/Chem%20110%2001%20Spring%202021%20Homework%20Articles/Jacobs_GP-Heavymetals toxicity in animals-RJAVFS.pdf)
- RAJBANSHI A. 2009. Study on heavy metal resistant bacteria in Guheswori sewage treatment plant. *Our Nature*. Vol. 6(1) p. 52–57. DOI 10.3126/on.v6i1.1655.
- SA'IDI M. 2010. Experimental studies on effect of heavy metals presence in industrial wastewater on biological treatment [online]. *International Journal of Environmental Sciences*. Vol. 1(4), 666. [Access 20.11.2020]. Available at: <https://www.indianjournals.com/ijor.aspx?target=ijor:ijes&volume=1&issue=4&article=023>
- SHARIFI Z., HOSSAINI S.M.T., RENELLA G. 2016. Risk assessment for sediment and stream water polluted by heavy metals released by a municipal solid waste composting plant. *Journal of Geochemical Exploration*. Vol. 169 p. 202–210. DOI 10.1016/j.gexplo.2016.08.001.
- SIMPSON S.L., SPADARO D.A. 2016. Bioavailability and chronic toxicity of metal sulfide minerals to benthic marine invertebrates: Implications for deep sea exploration, mining and tailings disposal. *Environmental Science & Technology*. Vol. 50(7) p. 4061–4070. DOI 10.1021/acs.est.6b00203.
- TOMLINSON D.L., WILSON J. G., HARRIS C. R., JEFFREY D.W. 1980. Problems in the assessment of heavy-metal levels in estuaries and the formation of a pollution index. *Helgoländer Meeresuntersuchungen*. Vol. 33(1) p. 566–575. DOI 10.1007/BF02414780.
- UHLMANN D., PAUL L., HUPFER M., FISCHER R. 2011. 2.08 – Lakes and reservoirs. In: *Treatise on Water Science*. Oxford. Elsevier p. 157–213. DOI 10.1016/B978-0-444-53199-5.00034-8.
- WHO 2011. *Guideline for drinking-water quality*. 4th ed. World Health Organization. ISBN 9789241548151 pp. 541.
- WUANA R.A., OKIEMEN F.E. 2011. Heavy metals in contaminated soils: A review of sources, chemistry, risks and best available strategies for remediation. *International Scholarly Research Notices*. Vol. 2011, 402647. DOI 10.5402/2011/402647.