

# Effect of fertigation on soil pollution during greenhouse plant cultivation

Włodzimierz Breś\*, Tomasz Trelka

Poznań University of Life Sciences, Poland  
Department of Plant Nutrition

\*Corresponding author's e-mail: wbnaw@up.poznan.pl

**Keywords:** drainage water, nutrient losses, open fertigation system.

**Abstract:** The aim of study was to investigate the effect of nutrient solution leakage during plant cultivation in greenhouse on soil pollution. Investigations were conducted in horticultural farms in the Wielkopolskie province (Greater Poland), specializing in soilless plant cultivation in greenhouse. In the first farm located on sandy soil tomato has been grown since its establishment (Object A). Prior to the beginning of crop culture soil samples were collected for analyses at every 0.2 m layer, to the depth of one meter. Successive samples were taken also in autumn after the completion of 1, 2, 3 and 7 culture cycles. For comparison, research was also conducted in a greenhouse located on loamy sand/sandy loam soil used for 8 years for tomato culture (Object B). In all these facilities plants in rockwool were grown and the fertigation in an open system was provided. Chemical analyzes showed the dynamics of soil properties changes and vertical distribution of cations and anions within the soil profile. Increased content of almost all nutrients and particularly of S-SO<sub>4</sub>, P, K, Zn, N-NH<sub>4</sub>, N-NO<sub>3</sub> in the soil profile in object A and S-SO<sub>4</sub>, K, P, N-NO<sub>3</sub> in the soli profile in object B were recorded. The results showed that the degradation rate of the soil environment as a result of open fertigation system application depends primarily on the duration of greenhouse operation. However, explicit changes in the chemical properties of soils were observed already after the first growth cycle. Smaller doses of fertilizers and water, and in consequence reduction of nutrients losses may be achieved by closed fertigation systems.

## Introduction

Soilless plant culture is a great technological achievement, since it makes it possible to obtain significantly higher yields than in the traditional cultivation system. This method consists in plant growing in natural or artificial substrates with no contact with soil. An essential component of this technology is fertigation, i.e. fertilization combined with irrigation. Fertigation can be carried out in an open or closed system. In the open system, an excess of the applied nutrient solution exudes to the soil. In the closed system, the excess of nutrient solution after disinfection returns to the fertigation system (recirculation) and therefore does not contaminate the environment. There is also the closed system with no recirculation – drainage waters spillway from culture beds is collected in tanks and nutrient solution may be utilized to feed other cultures (Kleiber 2012). In the open system, there is an uncontrolled leakage of concentrated nutrient solutions to soil, which results in environmental pollution. The problem of excessive amounts of nutrients penetrating to soil was indicated first in the countries with very intensive cultivation of horticultural plants – in the Netherlands (Van Os 1999) and in the Mediterranean Basin (Castilla 2002). At present this threat appears worldwide with the development of greenhouse-based plant production.

Specific chemical composition of drainage waters and the total load of individual nutrients entering the soil were already estimated (Breś 2009, Kleiber 2012). However, little information is available on the effect of fertigation on the chemical composition of soil. Also the dynamics of chemical properties changes of the soil is also unknown. In Poland, tomato culture accounts for approx. 45–50% area in greenhouses and plastic tunnels. Only few farms are equipped with closed systems facilitating reuse of drainage waters. For this reason the aim of this study was to investigate soil pollution as the effect of nutrient solution leakage during soilless culture of tomato.

## Material and methods

Investigations were conducted in 2 horticultural farms in the Wielkopolskie province (Greater Poland), specializing in greenhouse plant culture. In the first farm located in Pleszew community tomato has been grown since its establishment in spring 2004 (Object A). Prior to the beginning of crop culture soil samples were collected for chemical analyses at every 20 cm layer to the depth of one meter. Successive samples were taken in autumn after the completion of 1, 2, 3 and 7 growing cycles. Each time the culture was run in rockwool

from February to November using an open fertigation system. Samples were always taken in three randomly selected places by drilling with a soil auger under rockwool slabs. For comparison investigations were also conducted in a greenhouse located in Włoszakowice community (Object B). The soil samples were collected before the first growing cycle (2004) and after 8 growing cycles of tomato cultivation (2011). The plants were also cultivated in rockwool using an open fertigation system. The macroelements and sodium were extracted from the soil samples with 0,03 M  $\text{CH}_3\text{COOH}$  (Nowosielski 1998). The modified Lindsey solution was used for the extraction of microelements (IUNG 1983). The following elements were determined:  $\text{N-NH}_4$  and  $\text{N-NO}_3$  by the distillation method as modified by Starck (Nowosielski 1998),  $\text{P, SO}_4\text{-S}$  by colorimetric analysis, K, Ca, Na by spectrophotometric analysis, and Mg, Fe, Cu, Mn by atomic absorption spectrophotometry (AAS). Electrical conductivity and pH values were measured as well. Soil texture was determined by the sedimentation method (Mocek et al. 2010).

## Results and discussion

The results of soil texture determinations are shown in Table 1. The soil from object A can be classified as a sandy soil, whereas the soil from object B as a loamy sand/sandy loamy soil (depending on the soil layer). Characteristic properties of sandy soils include a low exchange capacity, limited water holding capacity, but high water percolation. Soils with the amendment of loam have a higher exchange capacity and water holding capacity, but lower water percolation (Brady et al. 2009).

**Table 1.** Texture of soils in investigated greenhouses

Depth cm	Object	
	A	B
0–20	Loamy sand	Loamy sand
20–40	Sand	Loamy sand
40–60	Sand	Sandy loam
60–80	Sand	Sandy loam
80–100	Sand	Sandy loam

Vertical distribution of nutrients in the soil profile (mean content in subsequent soil layer) in relation to the duration of greenhouse operation (object A) are presented in Figs 1–2. The increase of nutrients contents in soil profile during seven years of monitoring was very high:  $\text{S-SO}_4$  2164%, P 684%, K 666%, Zn 572%,  $\text{N-NH}_4$  461%,  $\text{N-NO}_3$  326%, Mg 325%, Ca 283%, Mn 215%, Na 203%. Electrical conductivity also grew (633%) (Fig. 3). At the same time a reduction of iron content was recorded (-56%). Changes of nutrients content in the soil during the study occurred with varying intensity. Steady increase was observed in the case of  $\text{N-NH}_4$ ,  $\text{N-NO}_3$ , Ca, Mg, Na, Zn, while the decline in the case of Fe. Sudden changes in the content of K,  $\text{S-SO}_4$ , EC (after first growth cycle) and P, Mn (after third growth cycle) were observed. To measure the strength and direction of the linear relationship

between variables correlation coefficient were calculated (Table 2). The content of  $\text{N-NH}_4$ ,  $\text{N-NO}_3$ , P, K, Ca, Mg, Na,  $\text{S-SO}_4$ , Mn, Zn in the soil was strongly positively correlated to the duration of greenhouse operation; in the case of Fe and pH of soil, a strong negative correlation was found. With the exception of manganese, the depth at which soil samples were collected was of a low importance. This is due to the soil texture homogeneity in the soil profile and the free movement of drainage waters through sandy soils.

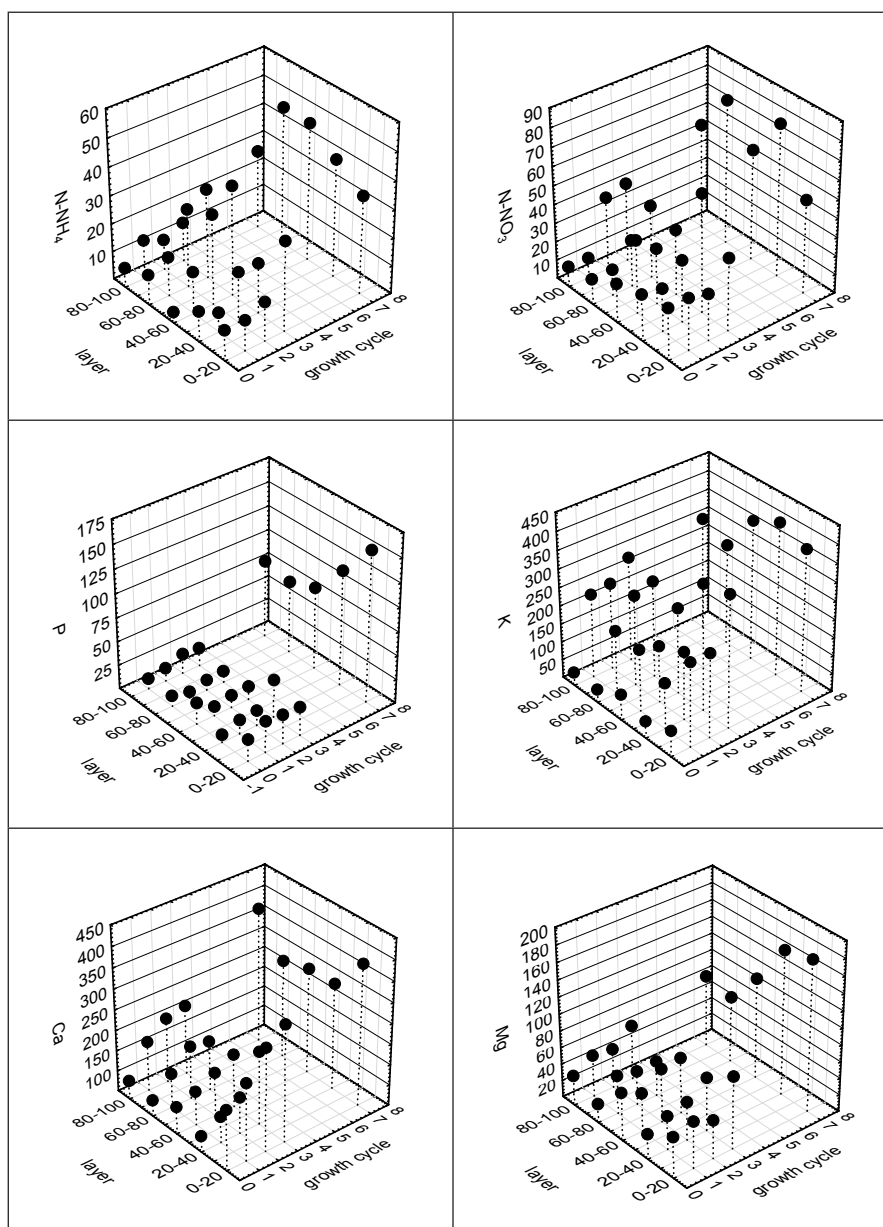
The influence of duration of greenhouse operation was confirmed in object B. After 8 years of tomato cultivation in the open fertigation system the contents of nitrates, phosphorus, potassium, calcium, magnesium, sulfates and manganese in greenhouse soil were drastically greater than those in the soil profile before tomato growing (Table 3). The contents of sodium and zinc increased to a lesser extent. However, the iron content slightly decreased.

In all soil profiles (objects A and B) a slight decrease of soil pH was noted. This process was caused by the application of  $\text{HNO}_3$  to acidification of nutrient solution. Soil pH decrease can be caused by nitrification, oxidation of organic sulfur, oxidation of iron or manganese and anaerobic decomposition of organic substance (Brady et al. 2009), but in this case the use of  $\text{HNO}_3$  as a nutrient solution component was most essential. Acidification of soil in greenhouses with traditional vegetables cultivation was indicated by Yu et al. (2010). The authors explained this process by nitrification of  $\text{N-NH}_4$  applied at high rates in fertilization.

The use of open fertigation systems causes serious environment contamination particularly with  $\text{N-NO}_3$ , which, as a result of a lack of physicochemical sorption on the sorption complex, is easily leached deeper into the soil profile (Breś 2010). For this reason  $\text{N-NO}_3$  content in the tested soils was relatively slight, despite the fact that the concentration of  $\text{N-NO}_3$  in drainage waters was markedly higher than in nutrient solutions supplied to plants (Table 4). Higher nitrate concentrations in leakage confirm the results of previously published studies (Branas 2005, Thompson et al. 2013). During the traditional culture system in greenhouse the translocation of nitrogen is less intensive: 83%  $\text{N-NO}_3$  originating from mineral fertilizers were detected at a depth of 60–100 cm, while 77%  $\text{N-NH}_4$  were accumulated in the upper soil horizon (0–60 cm) (Thompson et al. 2007).

New technologies allow to cultivate the plants in greenhouses almost all year round. In the presented study tomato was grown in greenhouses for approx. 10 months/year. At this time drainage waters discharged to soil large amounts of mineral fertilizers. On average, 30% applied volume of nutrient solutions penetrate to soil; however, on hot days a 50% overflow is recommended (Brajeul et al. 2005). This practice is aimed at the reduction of salt accumulation, prevention of nutrient imbalances in root zone (rockwool slabs) or the provision of irrigation uniformity throughout the irrigation zone (Schröder et al. 2002).

The amounts of nutrients leaking during soilless tomato cultivation estimated in earlier investigations (Breś 2009) were as follows: up to 413  $\text{kg K} \cdot \text{month} \cdot \text{ha}^{-1}$ , up to 231  $\text{kg N-NO}_3 \cdot \text{month} \cdot \text{ha}^{-1}$ , up to 220  $\text{kg Ca} \cdot \text{month} \cdot \text{ha}^{-1}$  and up to 101  $\text{kg S-SO}_4 \cdot \text{month} \cdot \text{ha}^{-1}$ . Distinctly lower losses were recorded for Na (up to 62  $\text{kg kg} \cdot \text{month} \cdot \text{ha}^{-1}$ ) and Cl (up to 34  $\text{kg kg} \cdot \text{month} \cdot \text{ha}^{-1}$ ). Among microelements, the highest



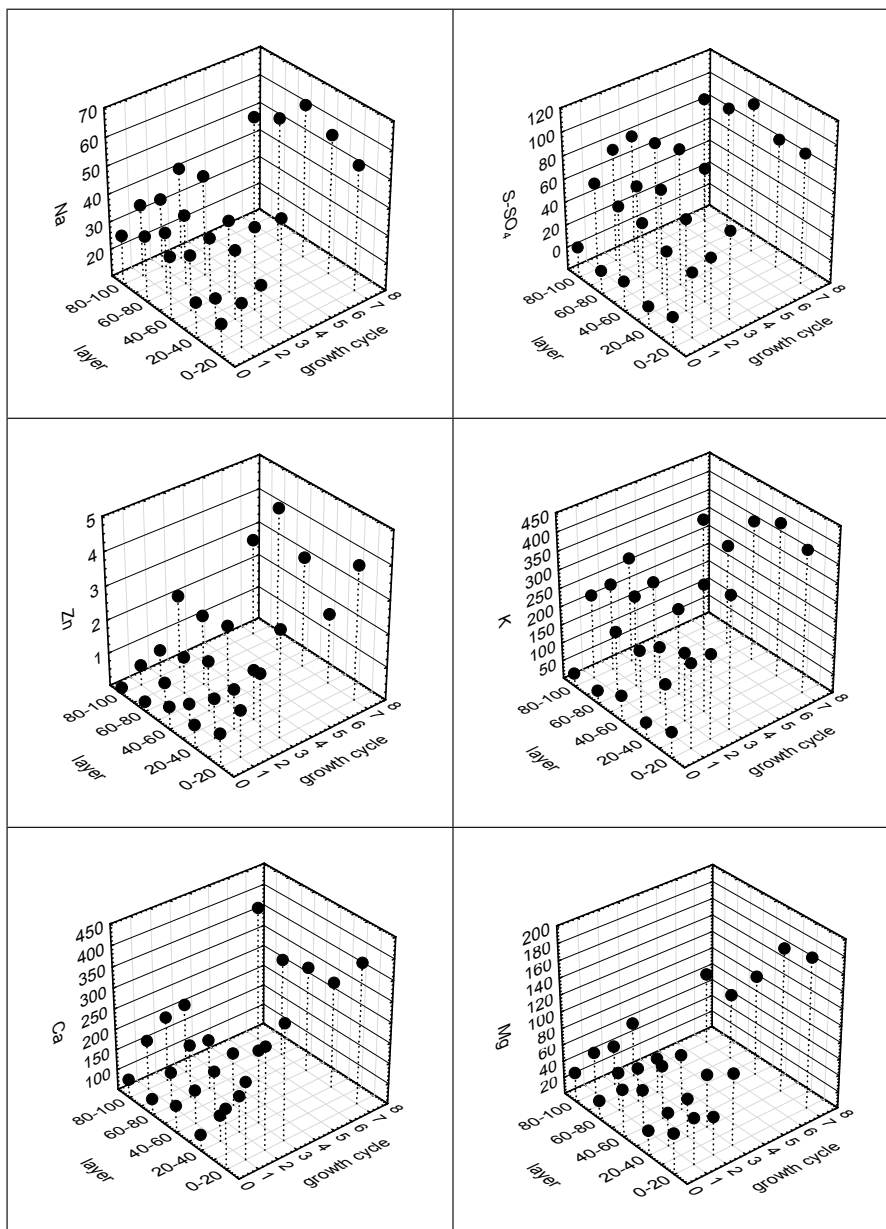
**Fig. 1.** Relationship between duration of greenhouse A operation (0 – before first growth season and after 1,2,3...growth cycles), depth of soil sampling (cm) and nutrient content in the soil profile in object A ( $\text{mg} \cdot \text{dm}^{-3}$ )

losses were found for Fe (up to  $3.46 \text{ kg kg}^{-1} \cdot \text{month} \cdot \text{ha}^{-1}$ ) and the smallest for Cu (up to  $0.25 \text{ kg kg}^{-1} \cdot \text{month} \cdot \text{ha}^{-1}$ ) and B (up to  $0.37 \text{ kg kg}^{-1} \cdot \text{month} \cdot \text{ha}^{-1}$ ). The scale of the pollution confirmed also the results of research published in 2012 (Branas 2005). Annual losses of  $850 \text{ kg N}$ ,  $80 \text{ kg P}$  and  $850 \text{ kg K ha}^{-1}$  have been reported for Swedish tomato nurseries (Hansson 2003). It was also estimated that in Mediterranean conditions  $300\text{--}350 \text{ kg N}$  and  $125\text{--}300 \text{ kg P}$  are lost per ha and year (Marcelis at al. 2000). On the basis of the presented studies, greenhouse production systems using soilless culture and open fertigation should be considered as a source of point pollution.

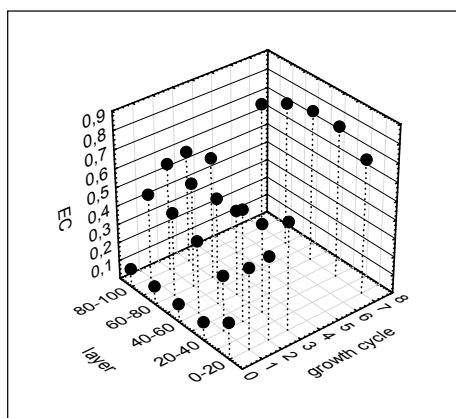
Drainage waters leaching from soilless culture pose a real threat to ground water quality. The soil is not able to capture all leaking components, as sorption complex has a limited exchange capacity. After its saturation cations are no longer retained by the soil. Unfortunately, dominating in Wielkopolska province sandy soils have small exchange

capacity. This affects the acceleration of groundwater pollution.

Environmental pollution during greenhouse crop culture is a phenomenon observed in many countries. This problem has been reported in Spain, Italy, Morocco (Cuervo at al. 2012, Pardossi at al. 2004), Northern Ireland (Jordan at al. 2005), Sweden (Hansson 2003), Turkey (Merica 20011), China (Hu at al. 2012, Min at al. 2011) and Colombia (Cuervo at al. 20120). The presented results indicate that this problem is also found in Poland. Similarly as in other countries, this was not only related with horticulture. Gross nitrogen balance in Poland for the years 2009–2011 showed a surplus of about  $80 \text{ kg N} \cdot \text{ha}^{-1}$  of agriculturally utilized area. The highest surplus of nitrogen was recorded in north-western Poland, particularly in the Wielkopolskie (Greater Poland) and Kujawsko-Pomorskie (Kuyavian-Pomeranian) provinces, which may raise some concern of environmental pollution (GUS 2012).



**Fig. 2.** Relationship between duration of greenhouse A operation (0 – before first growth season and after 1,2,3...growth cycles), depth of soil sampling (cm) and nutrient content in the soil profile ( $\text{mg} \cdot \text{dm}^{-3}$ ) or pH of soil



**Fig. 3.** Relationship between duration of greenhouse A operation (0 – before first growth season and after 1,2,3... growth cycles), depth of soil sampling (cm) and electrical conductivity ( $\text{EC} \text{ mS} \cdot \text{cm}^{-1}$ )

## Conclusions

The presented analyses showed that the degradation rate of the soil environment as a result of open fertigation system application depends primarily on the duration of greenhouse operation. Explicit changes in the chemical properties of soils were detectable already after the first growth cycle. It is not possible to completely eliminate losses from soilless culture. Lower application rates of nutrients and in consequence smaller losses to the soil may be provided by closed fertigation systems. These systems increase considerably water and nutrient use efficiency in cultivated plants and minimize environmental pollution. Thanks to the application of nutrient solution recirculation it is possible to reduce water consumption by 15–35% and to limit nutrient solution losses by 15–67% (Merica at al. 2011, Giuffrida at al. 2003, Pardossi at al. 2006, Sonneveld at al. 2009). However, the commercial application of these systems is limited, as their management is more

**Table 2.** Correlation coefficient between nutrients content in the soil and duration of greenhouse operation or vertical distribution of nutrients in the soil profile in object A ( $p = 0,05$ )

N-NH <sub>4</sub>	N-NO <sub>3</sub>	P	K	Ca	Mg	Na	S-SO <sub>4</sub>	Fe	Mn	Zn	pH	EC
Mean nutrients content in the soil to duration of greenhouse operation												
<b>0.84</b>	<b>0.86</b>	<b>0.85</b>	<b>0.83</b>	<b>0.83</b>	<b>0.82</b>	<b>0.91</b>	<b>0.82</b>	<b>-0.72</b>	<b>0.78</b>	<b>0.87</b>	<b>-0.90</b>	<b>0.86</b>
Mean nutrients content in the soil to vertical distribution of nutrients in the soil profile												
-0.04	-0.12	-0.25	-0.13	-0.2	-0.29	0.11	0.14	0.10	<b>-0.40</b>	-0.21	0.04	0.04

Numbers in bold – correlation coefficient statistically significant

**Table 3.** Influence of nutrient solution leaching during 8 years of tomato cultivation on chemical properties of greenhouse soil in object B ( $\text{mg} \cdot \text{dm}^{-3}$ )

Depth cm	N-NH <sub>4</sub>	N-NO <sub>3</sub>	P	K	Ca	Mg	Na	S-SO <sub>4</sub>	Zn	Mn	Fe	pH	EC
The soil in the new greenhouse													
0–20	< 5	30	8	27	320	72	21	3	26	6	99	7.83	0.07
20–40	< 5	24	7	57	315	82	21	< 1	21	10	120	7.84	0.06
40–60	< 5	15	15	57	168	59	17	< 1	11	6	130	7.76	0.05
60–80	< 5	17	14	94	84	44	15	< 1	10	5	152	7.71	0.04
80–100	< 5	12	10	169	95	51	13	< 1	12	4	132	7.63	0.06
The soil after 8 years of greenhouse utilization													
0–20	7	168	127	574	410	367	25	459	43	32	103	6.53	1.19
20–40	14	161	171	520	440	364	27	462	37	43	106	6.68	1.37
40–60	14	165	193	610	360	368	23	548	37	36	105	6.69	1.46
60–80	18	109	183	631	362	231	21	485	34	32	102	6.76	1.16
80–100	21	102	166	691	320	263	23	368	23	23	112	6.68	0.98

**Table 4.** Example of chemical composition of applied standard nutrient solution used for fertigation of tomato and drainage water leaching from rockwool to the soil

Nutrient solutions	N-NH <sub>4</sub>	N-NO <sub>3</sub>	P	K	Ca	Mg	Na	S-SO <sub>4</sub>	Fe	Mn	Cu	Zn	EC mS · cm <sup>-1</sup>	pH
	mg · dm <sup>-3</sup>													
Standard solution	18	193	40	340	170	50	< 60	120	0.84	0.54	0.05	0.33	3.00	5.5
Leakage	1.5	368	58	482	253	80	80	165	6.95	1.75	0.25	2.11	5.09	5.7

difficult compared with open fertigation systems (Pardossi at al. 2006, Magan at al. 2008, Gallardo at al. 2009). Appropriate procedures have already been developed (Savvas 2002, Massa at al. 2010, Bamsey at al. 2012). In the Netherlands, the law requires, since 2000, the use of closed systems or recycling of the nutrient solution in 100% of cultivated areas to mitigate pollution, particularly of surface waters (Van Os 1999, Runia at al. 2001). In the Mediterranean countries, the law states that the leachates from soilless culture systems (SCS) should

be treated as industrial discharge and that for crops grown in nitrate vulnerable zones, one must apply irrigation scheduling methods that allow for maximum water use efficiency (Marfá 2000). Poland has the Environmental Protection Law (2001), but too high investment costs associated with the introduction of new technologies pose an obstacle to farmers. In many countries the problem of uncontrolled leakage of nutrient solutions during greenhouse plant cultivation is still not resolved.

## References

- [1] Bamsey, M., Graham, T., Thompson, C., Berinstain, A., Scott, A. & Dixon, D. (2012). Ion-specific nutrient management in closed systems: the necessity for ion-selective sensors in terrestrial and space-based agriculture and water management systems, *Sensors*, 12, pp. 13349–13392.
- [2] Brady, N. & Weil, R. (2009). *Elements of the nature and properties of soils*, Pearson Education Verlag, New Jersey 2009.
- [3] Brajeul, E., Pineau, S., Guitton, Y., Maillarde, E., Loda, D. & Lesourd, D. (2005). The fertigation in soilless recirculating system. CLOSYS automated management tool, *Infos Ctifl*, 210, pp. 31–34. (in French)
- [4] Branas, F.J. (2005). Effect of tomato fertigation with nutrient solutions in soilless culture in the Spanish southeast, *Ph.D. Dissertation*. University of Almería, Spain 2005 (In Spanish).
- [5] Breś, W. (2009). Estimation of nutrient losses from open fertigation system to soil during horticultural plant cultivation, *Polish Journal of Environmental Studies*, 18, 3, pp. 341–345.
- [6] Breś, W. (2010). Influence of soilless cultures on soil environment, *Ecological Chemistry and Engineering A*, 17, 9, pp. 1069–1076.
- [7] Castilla, N.N. (2002). Current situation and future prospects of protected crops in the Mediterranean region, *Acta Horticulturae*, 582, pp. 135–147.
- [8] Cuervo, B.W.J., Florez, R.V.J. & Gonzalez, M.C.A. (2012). Aspects to consider for optimizing a substrate culture system with drainage recycling, *Agronomia Colombiana*, 30, 3, pp. 379–387.
- [9] Gallardo, M., Thompson, R.B., Rodriguez, J.S., Rodriguez, F., Fernandez, M.D., Sanchez, J.A. & Magán, J.J. (2009). Simulation of transpiration, drainage, N uptake, nitrate leaching, and N uptake concentration in tomato grown in open substrate, *Agricultural Water Management*, 96, pp. 1773–1784.
- [10] Giuffrida, F., Lipari, V. & Leonardi, C. (2003). A simplified management of closed soilless cultivation systems, *Acta Horticulturae*, 614, pp. 155–160.
- [11] GUS 2012. Environment protection 2012. *Statistical information and elaborations*, Central statistical office, Warsaw 2012.
- [12] Hansson, T. (2003). Drainage water in greenhouses – the collection and use reduces environmental impact, *Jordbruksverket, Jordbruksinformation*, 16, pp. 1–8. (in Swedish)
- [13] Hu, Y., Song, Z., Lu, W., Poschenrieder, C. & Schmidhalter, U. (2012). Current soil nutrient status of intensively managed greenhouse, *Pedosphere*, 22 (6), pp. 825–833.
- [14] IUNG (1983). *Analytical methods in agricultural chemical laboratories*, Part IV, Series P., Puławy 1983. (in Polish)
- [15] Jordan, C. & Smith, R.V. (2005). Methods to predict the agricultural contribution to catchment nitrate loads: designation of nitrate vulnerable zones in Northern Ireland, *Journal of Hydrology*, 304, pp. 316–329.
- [16] Kleiber, T. (2012). Pollution of the natural environment in intensive cultures under greenhouses, *Archives of Environmental Protection*, 38, 2, pp. 45–53.
- [17] Magan, J.J., Gallardo, M., Thompson, R.B. & Lorenzo, P. (2008). Effects of salinity on fruit yield and quality of tomato grown in soil-less culture in greenhouses in Mediterranean climatic conditions, *Agricultural Water Management*, 95, pp. 1041–1055.
- [18] Marcelis, L.F.M., Van den Boogaard, R. & Meinen, E. (2000). Control of crop growth and nutrient supply by the combined use of crop models and sensors, in: *Proceedings of International Conference on Modeling and Control in Agriculture. Horticulture and Post-harvested Processing*, 10–12.07.2000, pp. 351–356, the Netherlands, 2000.
- [19] Marfá, O. (2000). Recirculation in soilless culture. Basics, in: *Recirculation in soilless culture. Summaries of horticulture*. Marfá, O. (Ed.). 2nd ed. Horticultural Editions. Reus, Spain 2000. (in Spanish)
- [20] Massa, D., Incrocci, L., Maggini, R., Carmassi, G., Campiotti, C.A. & Pardossi, A. (2010). Strategies to decrease water drainage and nitrate emission from soilless cultures of greenhouse tomato, *Agricultural Water Management*, 97, pp. 971–980.
- [21] Merica, M.K., Tüzel, I.H., Tüzel, Y. & Oztekin, G.B. (2011). Effects of nutrition systems and irrigation programs on tomato in soilless culture, *Agricultural Water Management*, 99, pp. 19–25.
- [22] Min, J., Zhao, X., Shi, W., Xing, G. & Zhu, Z. (2011). Nitrogen Balance and Loss in a Greenhouse Vegetable System in Southeastern China, *Pedosphere*, 21, 4, pp. 464–472.
- [23] Mocek A. & Drzymała S. *Genesis, analysis and classification of soils*, Ed. Univ. Poznań University of Life Science, Poznań 2010. (in Polish)
- [24] Nowosielski, O. (1998). *Principles for the development of fertilization recommendations in horticulture*, PWRiL, Warszawa 1998. (in Polish)
- [25] Pardossi, A., Malorgio, F., Incrocci, L. & Tognoni, F. (2006). Hydroponic technologies for greenhouse crops, in: *Crops: Quality, Growth and Biotechnology*, Ramdane Dris (Ed.), WFL Publisher, Helsinki, pp. 360–378, Finland 2006.
- [26] Pardossi, A., Tognoni, F. & Incrocci, L. (2004). Mediterranean Greenhouse Technology, *ISHS, Chronica Horticulturae*, 44, 2, pp. 1–34.

- [27] *Environmental Protection Law*. (2001). Dz.U. 2001 Nr 62 poz. 627. (in Polish)
- [28] Runia, W.T. & Amsing, J.J. (2001). Disinfection of recirculating water from closed cultivation systems by heat treatment, *Acta Horticulturae*, 548, pp. 215–222.
- [29] Savvas, D. (2002). Nutrient solution recycling, in: *Hydroponic Productions of Vegetables and Ornamentals*, Savvas, D., Passam, H.C. (Eds.). Embryo Publications, pp. 299–343, Greece 2002.
- [30] Schröder, F.G. & Lieth, J.H. (2002). Irrigation control in hydroponics, in: *Hydroponic production of vegetables and ornamentals*, Savvas, D. & Passam, H. (ed). Publications Embryo, pp. 265–298, Greece 2002.
- [31] Sonneveld, C. & Voogt, W. (2009). *Plant Nutrition of Greenhouse Crops*, Springer, New York 2009.
- [32] Thompson, R.B., Gallardo, M., Rodríguez, J.S., Sánchez, J.A. & Magán, J.J. (2013). Effect of N uptake concentration on nitrate leaching from tomato grown in free-draining soilless culture under Mediterranean conditions, *Scientia Horticulturae*, 150, pp. 387–398.
- [33] Thompson, R.B., Martinez-Gaitan, C., Gallardo, M., Gimenez, C. & Fernandez, M.D. (2007). Identification of irrigation and N management practices that contribute to nitrate leaching loss from an intensive vegetable production system by use of a comprehensive survey, *Agricultural Water Management*, 89, pp. 261–274.
- [34] Van Os, E.A. (1999). Closed soilless growing systems: a sustainable solution for dutch greenhouse horticulture, *Water Science and Technology*, 39, 5, pp. 105–112.
- [35] Yu, H., Li, T. & Zhang, X. (2010). Nutrient budget and soil nutrient status in greenhouse system, *Agricultural Sciences in China*, 9, 6, pp. 871–879.

### Wpływ fertygacji na zanieczyszczenie gleb podczas uprawy roślin w obiektach szklarniowych

Celem pracy było zbadanie wpływu wyciekającej pożywki podczas uprawy roślin w obiektach szklarniowych na zanieczyszczenie gleby. Badania prowadzono w gospodarstwach ogrodniczych na terenie województwa wielkopolskiego, specjalizujących się w bezglebowej uprawie roślin. W pierwszej z nich, zlokalizowanej na glebie piaszczystej, od początku specjalizowano się w uprawie pomidorów (obiekt A). Przed rozpoczęciem pierwszego cyklu uprawy pobierano próby gleby do analiz chemicznych z kolejnych warstw co 0,2 m, aż do głębokości jednego metra. Kolejne próby pobierano co roku jesienią po zakończeniu 1, 2, 3 i 7 cyklu uprawy. Każdy cykl trwał około 10 miesięcy. Dla porównania przeprowadzono także badania w szklarni zlokalizowanej na glebie gliniasto-piaszczystej, w której uprawiano pomidory przez 8 lat (Obiekt B). W obu obiektach rośliny uprawiano w welnie mineralnej z wykorzystaniem otwartego systemu fertygacyjnego. Wyniki analiz chemicznych pozwoliły zobrazować dynamikę zmian oraz pionowe rozmieszczenie kationów i anionów w profilu glebowym. Stwierdzono wzrost zawartości niemal wszystkich składników, a szczególnie S-SO<sub>4</sub>, P, K, Zn, N-NH<sub>4</sub>, N-NO<sub>3</sub> w profilu glebowym obiektu A oraz S-SO<sub>4</sub>, K, P, N-NO<sub>3</sub> w profilu glebowym obiektu B. Intensywność degradacji środowiska glebowego spowodowanego stosowaniem otwartych systemów fertygacyjnych zależy przede wszystkim od długości użytkowania szklarni, jednak wyraźne zmiany właściwości chemicznych gleb stwierdzano już po pierwszym cyklu uprawy roślin. Mniejsze zużycie nawozów i wody, a w konsekwencji mniejsze straty składników, można uzyskać stosując zamknięte systemy fertygacyjne.